

Blue Ribbon Swirls Web Bonus: Queen Size

Designed by Gerri Robinson

Finished Quilt Size

79½" x 95½"

Number of Blocks and Finished Size

4 Corner Blocks 8" x 8"

24 Edge Blocks 8" x 8"

35 Center Blocks 8" x 8"

shop

Cream-on-cream print (piecing, outer border)	57/8 yds.
Assorted blue prints (piecing)	3-3½ yds.
total	
Dark brown print (piecing)	1¼ yds.
Assorted tan/blue prints (piecing)	1-1¼ yds.
total	
Blue stripe (bias-cut binding)	1 yd.
Backing (piece wide)	7½ yds.
Batting size	Queen

plan

Lovely prints from several Windham Fabrics collections, including the Aurora and Flora collections by Anna Griffin and the Plantation collection by Nancy Gere, are perfect for this soft, romantic quilt. Simple block variations make the corner and edge blocks slightly different from the center blocks, creating a light and airy appearance at the edges of the pieced center.

This pattern is ideal to use with precut 2½"-wide strips. To duplicate Gerri's design, you need:

- 46 cream-on-cream strips
- 40 total blue strips
- 16 dark brown strips
- 12 total tan/blue strips

You'll also need 2½ yds. of cream-on-cream print from which to cut the border strips. Planted Seed Designs offers kits for this pattern, including precut 2½"-wide strips; see ordering information below.

cut

Cream-on-cream print

*4 strips 10" x 84", cut on lengthwise grain

*252 rectangles 2½" x 4½"

252 squares 2½" x 2½"

Assorted blue prints—**cut a total of:**

*8 strips 2½" x 40"

252 rectangles 2½" x 4½"

Dark brown print

252 squares 2½" x 2½"

Assorted tan/blue prints—**cut a total of:**

192 squares 2½" x 2½"

Blue stripe

**1 square 32" x 32"

*Cut first.

For 2½"-wide bias-cut binding. For help making bias binding from a square, click on **Lessons, then **Continuous Bias**.

sew

1 Draw diagonal line on wrong side of cream 2½" square. Referring to **Diagram I**, place marked square on assorted blue 2½" x 4½" rectangle, right sides together and aligning raw edges. Sew on marked line; trim away and discard excess fabric. Press open. Repeat process to add brown square to opposite end of blue rectangle, watching direction of seam. Make 126 total. In similar manner and watching direction of seams, make remaining pieced rectangles in combinations and quantities shown.

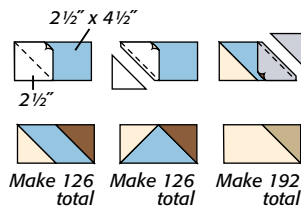


Diagram I

2 Sew cream 2½" x 4½" rectangle and pieced square together to make pieced square (**Diagram II**). Make 28 total. In similar manner, make remaining pieced squares in arrangements and quantities shown.

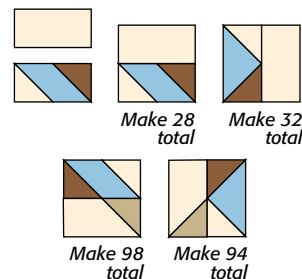


Diagram II

3 Referring to **Diagram III** and carefully watching placement and orientation, stitch 2 rows of 2 pieced squares each. Join rows to make Corner Block. Make 4 total. In similar manner, make 24 total Edge Blocks (**Diagram IV**) and 35 total Center Blocks (**Diagram V**).

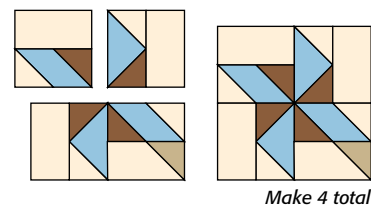


Diagram III

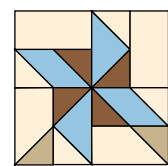


Diagram IV

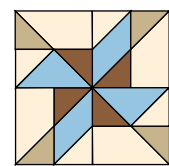


Diagram V

- 4 **Note:** Refer to **Assembly Diagram** for following steps. Stitch 9 rows of 7 blocks each, watching placement and orientation. Sew rows together.
- 5 Stitch together 2 assorted blue $2\frac{1}{2}'' \times 40''$ strips, end to end. Make 4 total. Sew 2 to sides of quilt, centering seams; trim even with top and bottom. In same manner, sew remaining pieced blue strips to top/bottom; trim even with sides. Stitch cream $84''$ strips to sides; trim even. Sew remaining cream strips to top/bottom; trim even.
- 6 Layer, baste, and quilt. Bind with bias-cut blue stripe.

ordering information

A kit for this queen size quilt is available for \$122.00 plus \$14.00 shipping/handling (OH residents add 6.75% sales tax) from Planted Seed Designs, 7430 Kilbriain Lane, Dublin, OH 43017; (614) 734-1183; fax (614) 734-1003; www.plantedseeddesigns.com; email: gerri@plantedseeddesigns.com. A kit for lap size version patterned in the July, 2009 issue of *Quick Quilts* is also available for \$93.00 plus \$10.50 s/h. Kits include precut $2\frac{1}{2}''$ -wide strips die cut and rolled by color, along with border and binding fabrics. Backing fabric is also available for both sizes; \$70.00 for queen size, \$46.00 for lap size. All available while supplies last.

